

GOVERNMENT OF WEST BENGAL
OFFICE OF THE DIRECTOR GENERAL
WEST BENGAL FIRE & EMERGENCY SERVICES
13-D, Mirza Ghalib Street, Kolkata – 700 016.

Memo. No. : WBFES / 11 / 17 / 24Pgs(S)-RB/1344/16 (1344/16)

Date: 02-01-17

From : **The Director in Charge
Fire Prevention Wing
West Bengal Fire & Emergency Services.**

To : **The Authorised Signatory,
Metal Wood Industries Pvt. Ltd. & Others,
18, N.S. Road,
Kolkata-700001.**



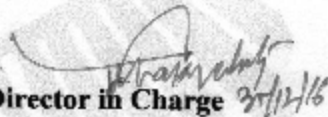
Sub : Fire Safety Recommendation for Proposed Construction of B+G+XII Storied Under Group Residential Building at the Premises No:- 233, B.L. Shah Road, Ward No.-116, Borough No.-XIII, P.S.-Behala, Kolkata-700 053.

This is in reference to your letter No. iqb&ran/233/fire/16/1, dated. 09.11.2016, regarding Fire Safety Measure for Proposed Construction of B+G+XII Storied Under Group Residential Building at the Premises No:- 233, B.L. Shah Road, Ward No.-116, Borough No.-XIII, P.S.-Behala, Kolkata-700 053.

The plan submitted by you was scrutinized and marked as found necessary from fire safety point of view. In returning one set of plan with recommendation, this office is issuing **Fire Safety Recommendation** in favour of the aforesaid building subject to the compliance of the following fire safety measure.

Enclose:

1. One set of plan.
2. Recommendation.


Director in Charge 2/1/16
**Fire Prevention Wing
West Bengal Fire & Emergency Services**

1900
1901
1902
1903

1904
1905
1906
1907
1908
1909
1910
1911
1912
1913
1914
1915
1916
1917
1918
1919
1920
1921
1922
1923
1924
1925
1926
1927
1928
1929
1930
1931
1932
1933
1934
1935
1936
1937
1938
1939
1940
1941
1942
1943
1944
1945
1946
1947
1948
1949
1950
1951
1952
1953
1954
1955
1956
1957
1958
1959
1960
1961
1962
1963
1964
1965
1966
1967
1968
1969
1970
1971
1972
1973
1974
1975
1976
1977
1978
1979
1980
1981
1982
1983
1984
1985
1986
1987
1988
1989
1990
1991
1992
1993
1994
1995
1996
1997
1998
1999
2000
2001
2002
2003
2004
2005
2006
2007
2008
2009
2010
2011
2012
2013
2014
2015
2016
2017
2018
2019
2020
2021
2022
2023
2024
2025
2026
2027
2028
2029
2030
2031
2032
2033
2034
2035
2036
2037
2038
2039
2040
2041
2042
2043
2044
2045
2046
2047
2048
2049
2050
2051
2052
2053
2054
2055
2056
2057
2058
2059
2060
2061
2062
2063
2064
2065
2066
2067
2068
2069
2070
2071
2072
2073
2074
2075
2076
2077
2078
2079
2080
2081
2082
2083
2084
2085
2086
2087
2088
2089
2090
2091
2092
2093
2094
2095
2096
2097
2098
2099
2100

1900-2100

RECOMMENDATION

A. CONSTRUCTION:

1. Materials for rapid flame spread categories including untreated wood fiber board etc. shall be not use. The doors and windows preferably shall be made of metal.
2. The floor area exceeds 750 m² shall be suitably compartmented having four hours fire resisting capacity and sprinkler system should be provided as per N.B.C. Part IV.
3. The interior finish decoration of the building shall be made with the materials with low flame spread and low smoke and toxic gas generating categories conforming I.S. Specification.
4. All principal staircases shall not be permitted from the Basement.
5. Arrangement shall have made for sealing all the vertical service ducts by the materials of adequate Fire resisting capacity.
6. Fire rating test certificate of all interior finish decoration should be submitted to this office before taking occupancy.
7. Service Ducts and shafts should be enclosed by a walls of 2 hours and doors of one hour fire rating. All such ducts shall be properly sealed and fire stopped at all floor level.

B. OPEN SPACE & APPROACH:

1. The open space surrounding the building shall be kept clear open to sky and shall conform the relevant building rules as well as permit the easy accessibility and maneuverability of the Fire appliances with turning facility.
2. The approach road and roads surrounding the building shall be sufficiently strong to withstand the load of Fire Engine weighting up to 45 M.T.
3. The width and height of the entry gates to the promises shall not be less than 5m and 6m respectively.
4. Driveway should be free of any type obstruction. No parking will be allowed on the Drive Way.

C. STAIRCASE:

1. The staircase of the building shall be enclosed type, entire construction shall be made of brick / R.C.C. type having Fire resisting capacity not less than 4 hours respectively marked in the plan.
2. The staircases shall have permanent vents at the top equal to 5% of the cross sectional area of the staircases enclosures and open able sashes at each floor level equal to 15% of the said cross section are shall have to be provided in the external wall of the building.



3. All the staircase of the building shall be negotiable to each other in each floor without entering into any room and shall be extended up to respective terrace. The roof of the stair wall shall be 1M above the surrounding roof area.
4. The width of the staircases and corridors and travel distance of different categories of occupancies shall have to conform the relevant building rules.
5. Fire and Smoke check doors at the entrances of all the Staircase enclosures at each floor level shall be provided. The F.C.D. shall be at least one hour Fire resisting wire glass window fitted with self closing type open able in the direction of escape.
6. Considering the staircases are only means of evacuation, emergency lighting arrangement directional, exit, sign etc. shall be made conforming the relevant I.S. Code in this regards.

D. LIFT:

1. The walls of the lift enclosure of the building shall be at least two hours FIRE resisting type respectively marked in the plan with the event at top of area not less than $0.2m^2$.
2. The lift of the building shall be designed at high speed "Fire Lift" and conspicuously indicated marked in the plan.
3. One of the lift car of the building shall be large enough to accommodate standard Ambulance Stretcher and Medical Attendants.
4. The Electric power shall be from separate supply mains in the building and cables run with in the lift shafts, light and fans in the lift cars shall be operated from 24 volts, supply on emergency in case of failure of normal power supply lift shall automatically trip over alternate power supply.
5. Arrangement shall be provided for extraction of smoke in all the lift shaft by incorporation smoke venting system designed to permit 30 Air changes per hour in case of Fire and shall be of such design as to operate on actuation of Sprinkler or Fire Alarm. In case of failure of normal electric supply. It shall automatically trip to alternate supply.
6. Exit from the lift lobby if located in the core of the building, shall be through a self-closing smoke stop door of 1hour fire resistance.
7. The speed of fire lifts in the building shall be such that it can reach the top from the ground floor within 1 minute in visual indications of floor numbers shall incorporated in the lift cars.
8. All other requirements shall conform the I.S. specification including the communication facility in the lift cars connecting with the Fire Control Room of the building.
9. Lifts & Lobbies from basement to top floor shall be pressurized as marked in the plan. A positive pressure of 25-30 pa. Shall be maintained inside the lift wall and lobby. Pressurization shall be maintained round the clock.



E. REFUGE FLOOR:


1. The Refuge area is not less than 15sqm. area shall be provided on the external wall as cantilever projection or any other suitable means at above 24.875m. floor stair landing and additionally shown/marked in the plan.
2. The refuge areas shall be of Fire resisting construction and shall be protected with self-closing F.C.D. at the entrance from the corridors at staircase lobbies.
3. The position of refuge areas shall be such so that they are negotiable by the Fire Service Ladder from the Ground. Clear open space 9m x 15m shall have to provided below refuge area.

F. BASEMENT:

1. The Basement shall be adequately ventilated with aggregate cross sectional area of not less than 2.5% of the area spread evenly round the perimeter of the basement shall be provided in the form of grills.
2. Mechanical smoke venting arrangements shall be provided to all the basements conforming the I.S. Specification.
3. The exit from the basement shall be from open Air and from any points the travel distance shall not exceeds 18.5 M to reach any exit.
4. All the basement shall be protected with Automatic Sprinkler System conforming to I.S. 3844-1989.
5. Mechanical extractors shall have an alternative source of supply.
6. Mechanical extractor shall have an internal locking arrangement so that extracting shall continue to operate and supply fans shall stop automatically with the actuation of Fire Detectors.
7. Mechanical extractors shall be designed to permit 30 Air changes per hour in case of Fire or distress call.

I. FIRE FIGHTING WATER:

1. Water exclusively for Fire Fighting operation shall be ensure minimum 150000 lts. all the time.
2. The Fire water reservoir shall be have overflow arrangement with the domestic reservoir to avert stagnancy of water.
3. Provision of necessary manhole shall be made on the top of the reservoir as per specification.
4. Provision of replenishment at the rate of at least 2000lts./min. from two separate sources of water supplies shall be made.
5. The deep tube wells for the replenishment of the reservoir shall be incorporated with the auto starting facility with the actuation of auto detection and suppression arrangement of the premises and shall also be connected with dual power supply units.



J. WATER LAYOUT SYSTEM :

a. Ringmain Hydrant System:

- i. 150 mm dia Ring main water layout arrangement covering the entire premises of the project with provision of pillar type yard hydrants with hose boxes, containing 2 lengths of 63mm delivery hose and short branch pipe shall be provided at all the strategic location and surrounding the building conforming I.S. 3844-1989 (upto date amendment).
- ii. The system shall be so designed that shall always be kept charged with water under pressure and capable to discharge min. 2280 ltrs./min. at the pressure 7kg/sq.cm. at any point.

b. Wet Riser & Hose Reels System :-

- i. The building shall be provided with Wet Riser and Hose Reel unit with provision of outlets in each floor at the staircases landings/half landings as per suitable at the rate of one such unit of Wet Riser and Hose Reel per 1000sq.m. of floor area.
- ii. **Hose Reel Unit:-** Provision of hose reel units on swiveling drum in conjunction with wet riser near each landing valves shall be made at each floor level of the building.
- iii. All other requirements of the water base Fire Protection System shall be made as per I.S. Specification 3844-1989 (with up to date amendment).

c. Automatic Sprinkler Installation :

- i. All the basement area, Community hall and entire club assembly area on the first floor shall be suitably protected by automatic Sprinkler installation conforming the grade as per I.S. Specification.

d. Water Projector Protection.

The Electrical installations viz. transformer, HT,LT switch gear etc. shall be protected by high or medium velocity Water Projector System as per suitability.



K. FIRE PUMP:

1. 2280 Lts. Per min. giving a pressure not less than 0.3N/m². The pump provided will be of multi stage type with suction and delivery size not less than 15 cm. dia. A set ball valve to supply the tank with at least 2280 ltrs. Per minute from the fire pump.
2. A Sprinkler pump shall have to be installed for the sprinkler installation.
3. A stand by pump of equal capacity shall be provided preferably be diesel driven.
4. Provision of Jockey pump have to be made to keep up the water based system under pressurized condition at all the time.
5. The suction of pump shall preferably be positive type, in case of negative suction the system shall be wet riser cum down comer with suitable terrace pump with over head tank.

L. ELECTRICAL DISTRIBUTION SYSTEM:

1. Electrical distribution system of all the building shall be made in the form of concealed wiring or in heavy gauge M.S. conducted continuously bonded to earth cables shall be I.S. marked and preferably be of F.R.L.S. categories.
2. Electrical distribution System shall conform all the requirements laid down in I.S. 1646-1982.
3. For every 230V wiring above false ceiling 660 grade insulated cable shall be used Transformer Switch Gear H.T.,L.T. and other electrical rooms shall be at the ground floor level the other electric rooms shall be at least 4hrs. fire resisting capacity adequate ventilation arrangement shall have to be made in all the rooms, Dry and explosion proof type transformer shall be installed.
4. All electrical installation viz. Transformers, Switch Gears, L.T., HT rooms shall be protected with both auto detection and suppression systems as per suitability.

M. DETECTION AND ALARM SYSTEM :

1. Addressable analogue manual call boxes incorporating with sounders shall be installed in all the floor area of the building in such a manner that maximum travel distance shall not be more than 22.5m in order to reach any of the call point.
2. Both way Public address system linked between all floors and Control Room shall have to be established.
3. All the installation shall also satisfy the I.S. Specification 2189 as amended and the code of practice as laid down in N.B.C. pt. IV.

N. AIR CONDITIONING SYSTEM (if any)

- 1) The A.H.U shall be separated for each floor with the system Air Ducts for individual floors.
- 2) Arrangements shall be made for isolation at the strategic location by incorporating auto dampers in the air conditioning system.
- 3) The system of auto shutdown of A.H.U shall be incorporated with the detection and alarm system.
- 4) The air handling unit's room shall not be used for storage of any combustible materials.

O. OTHER PROTECTION MEASURES:

Close circuit T.V. shall have to be provided in the building.

P. FIRST AID FIRE FIGHTING SYSTEM :

1. First Aid Fire fighting arrangement in the style of placing suitable type of portable Fire Extinguishers- I.S.I. mark, Fire Buckets etc. in all floors and vulnerable locations of the premises shall be made in accordance with I.S. 2190-1992.



2. Special rescue equipment like Smoke Hood, self contained B.A. set portable lights at least two pairs (4sets) shall be made available in the main fire Control Room of the premises.


Q. GENERAL RECOMMENDATIONS :

1. Floor numbers and directional sign, showing the nearest exit Refuge Area. Fire Points etc. shall have photo luminescent signals at each floor of all blocks of building including shall be made available conforming the relevant I.S. Specification.
2. Provision of emergency illuminating exit shall be made at all floor levels of all blocks of building conforming the I.S. Specification.
3. Fire license have to be obtained for proposed storing and processing with highly combustible articles
4. If diesel oil is stored beyond the specified quantity license shall be accorded from the appropriate authority.
5. The occupants, employees and security staff shall be conversant with installed First aid Fire Fighting equipments of the building and to operate in the event of Fire and Testing.
6. Arrangement shall be made for regular checking, testing and proper maintenance of all the Fire Safety installation and equipments and means of escapes installed in the building to keep them in perfectly good working conditions at all times by authorized competent agency is this regard.
7. Practice and evacuation drill shall be arranged at regular interval of time involving all the occupants and security staff shall be recorded.
8. Trained and experienced Fire Fighting staff under the qualified and experienced fire officer shall be maintained round the clock.
9. Each year a certificate is to be obtained from the **Director General, West Bengal Fire & Emergency Services** certifying about the satisfactory services, performance of all the Lift and Fire Safety arrangements and installation of the building.

This shall be tested as Fire Safety Recommendation on compliance of all the above Fire and Life safety recommendations, the **Director General, West Bengal Fire & Emergency Services** shall be approached for necessary inspection and testing of the installation, Fire Safety Certificate in favor of the occupancy shall be issued on being satisfied with the tests and performances of safety aspects of installation of the building.

N.B.: Any deviation and changes the nature of use of the building in respect of the approved plan drawing, without obtaining prior permission from this office, this Fire Safety Recommendation. will be treated as cancelled.




DIRECTOR IN CHARGE
FIRE PREVENTION WING
WEST BENGAL FIRE & EMERGENCY SERVICES

T.R.FORM NO.7

[See sub-rule (2)(b) of T.R.3.06]

Challan for Deposit of money in the account of GOVERNMENT OF WEST BENGAL

1. Name of the Bank & Branch: RESERVE BANK OF INDIA, KOLKATA
2. (a). Name of the Treasury: R.B.I.
 (b). Treasury Code:

0	0	1
---	---	---
3. Account Code:

0	0	7	0	6	0	1	0	9	0	0	1	1	4
---	---	---	---	---	---	---	---	---	---	---	---	---	---

 (14- Digits must be filled up properly)
4. Detail Head of Account: 0070 OTHERS ADMINISTRATIVE SERVICE - 60 -109- FIRE PROTECTION & CONTROL-001-FEES UNDER THE WEST BENGAL FIRE & EMERGENCY SERVICES ACT-14-SERVICE FEES

5. (a) Amount : Rs.

59,217

 (b) In Words: Rupees: FIFTY NINE THOUSAND TWO HUNDRED SEVENTEEN ONLY

6. By whom tendered - Name & Address: METAL WOOD INDUSTRIES PVT. LTD
 SITE ADDRESS - 233, B.L. SAHA ROAD,
 MOUZA - ITALGHATA, P.S. BEHALA,
 KOLKATA - 700053

7. Name / Designation & Address of the Departmental Officer on whose behalf favour money is paid:
 GOVT. OF W.B., OFFICE OF THE DIRECTOR
 GENERAL WEST BENGAL FIRE & EMERGENCY SERVICES
 13D, MIRZA GALIB STREET, KOLKATA - 700 016

8. (a) Particulars & Authority of Deposit:
 MEMO NO- WBFS/7321/2016/24Pgs(S)/RB/1344/16(1344/16) DATED - 20/12/2016.

- 1* (b) T.V. No. & Date of A.C. Bill:
 9. Accounts Officer by whom adjustable: Accountant General (A&E), West Bengal.

Verified 762/1647 Anil Das
 Signature of Departmental / Treasury Officer Depositor's Signature
 ANIL KUMAR DAS.

Date: _____ Treasury Received Challan No. _____
 Received payment नजद प्राप्त हुआ Bank Scroll Serial No. _____
CASH RECEIVED
 Receipt by Bank / Treasury 28 DEC 2016 Signature with seal of the Bank.
 Date: 27.12.2016 59217
 रुपये/Rupees _____

* In respect of Challan relating to refund of unspent amount of T.V. Bill

Original V.A. No. 12-16
 as per demand No. 12-16
 Dt. 20/12/16
 Head of Fire & Emergency Services
 P. P. Wing